

# NRAI Researcher Group - 2 June 2015

Source: Scopus data up to 05 May 2015

2012 to 2015

Agricultural and Biological Sciences

## Overall research performance

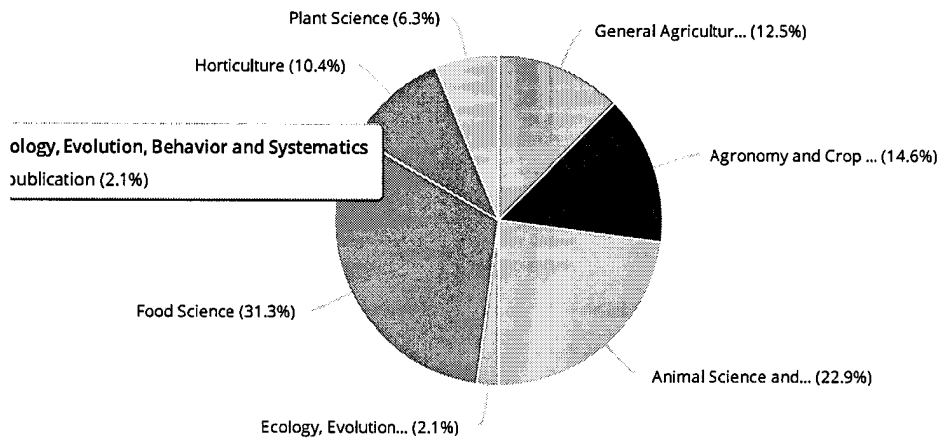
Publications  
**36**

Citations  
**74**

Researchers  
**17**

Field-Weighted Citation Impact  
**0.96**

[View list of publications](#)



[Analyze in more detail](#)

## Performance indicators

### Outputs in Top Percentiles

Publications in top 10% most cited worldwide



NRAI Researcher Group - 2 June 2015:  
**19.4%**

[Analyze in more detail](#)

### Publications in Top Journal Percentiles

Publications in top 10% journals by SNIP



NRAI Researcher Group - 2 June 2015:  
**16.7%**

[Analyze in more detail](#)

### International Collaboration

Publications co-authored with researchers in other countries




NRAI Researcher Group - 2 June 2015:  
**38.9%**

[Analyze in more detail](#)

### Academic-Corporate Collaboration

Publications with both academic and corporate affiliations



NRAI Researcher Group - 2 June 2015:  
**0.0%**

[Analyze in more detail](#)

## Quick links

Use the links below for more information on NRAI Researcher Group - 2 June 2015:

[View the list of Researchers](#)

[View the top collaborating Institutions](#)

[View the top journals](#)

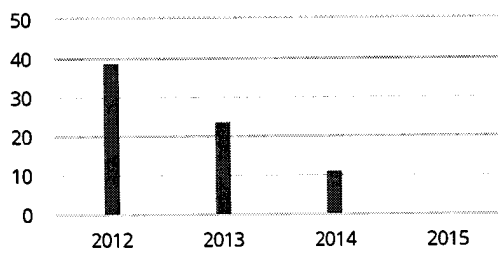
# NRAI Researcher Group - 2 June 2015

Source: Scopus data up to 05 May 2015

2012 to 2015

Agricultural and Biological Sciences

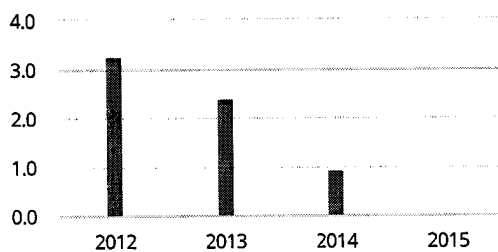
## Citation Count



**74**

number of citations received by publications of NRAI Researcher Group - 2 June 2015

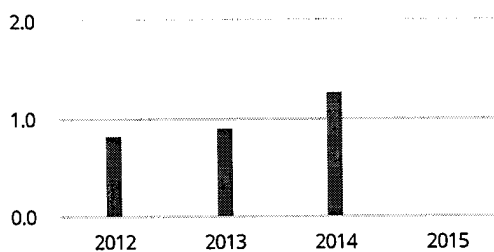
## Citations per Publication



**2.1**

average number of citations per publication of NRAI Researcher Group - 2 June 2015

## Field-Weighted Citation Impact



**0.96**

Field-Weighted Citation Impact of NRAI Researcher Group - 2 June 2015

# NRAI Researcher Group - 2 June 2015


Source: Scopus data up to 05 May 2015

2012 to 2015

Agricultural and Biological Sciences

## Collaboration


Publications of NRAI Researcher Group - 2 June 2015, by amount of international, national and institutional collaboration



Metric		Publications	Citations
International collaboration	38.9%	14	22
Only national collaboration	8.3%	3	9
Only institutional collaboration	52.8%	19	43
Single authorship (no collaboration)	0.0%	0	0

## Academic-Corporate Collaboration

Publications of NRAI Researcher Group - 2 June 2015 with both academic and corporate author affiliations



Metric		Publications	Citations
Academic-corporate collaboration	0.0%	0	0
No academic-corporate collaboration	100.0%	36	74

# NRAI Researcher Group - 2 June 2015

Source: Scopus data up to 05 May 2015

2012 to 2015

Agricultural and Biological Sciences

## Top collaborating Institutions

by number of publications co-authored with NRAI Researcher Group - 2 June 2015

Institution	Co-authored publications	Citations received for co-authored publications	Co-authors
1. Kasetsart University	26	36	53
2. Khon Kaen University	6	15	15
3. Mahidol University	4	23	14
4. University of California at Davis	4	9	3
5. Kagawa University	3	6	3
6. University of Tokyo	2	5	6
7. Chulalongkorn University	2	0	3
8. INRA Institut National de La Recherche Agronomique	2	3	2
9. CIRAD	2	3	1
10. Zhejiang University	1	2	1